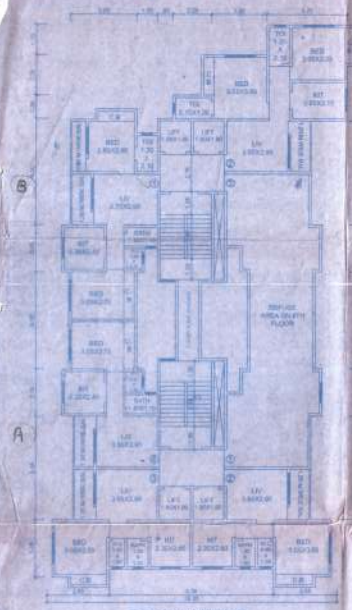

TYPICAL FLOOR PLAN
6TH FLOOR PLAN
(SCALE 1:100)

BUILTUP AREA CALCULATION.
6TH FLOOR

UNITS	NO. OF UNITS	DIMENSION IN METER	AREA IN SQ. M.
1	2	5.35 X 3.35	22.45
2	1	9.55 X 2.90	27.70
3	1	3.85 X 6.05	23.29
4	2	3.75 X 2.75	20.63
5	2	1.00 X 1.35	2.84
6	2	1.95 X 1.40	5.46
7	3	3.35 X 5.65	18.93
8	1	4.00 X 2.95	11.80
9	1	1.35 X 2.40	3.24
10	1	2.95 X 3.20	9.44
11	1	2.25 X 1.50	3.38
12	4	3.20 X 3.85	12.32
13	1	4.70 X 5.60	26.32
14	2	3.85 X 3.00	23.87
TOTAL			211.67
EXCESS STAIR AREA/FLOOR			10.57
TOTAL			222.24

BALCONY AREA CALCULATION.
6TH FLOOR

B/U AREA PER FLOOR			211.67
PERMISSIBLE BAL. AREA			21.16
PROPOSED BALCONIES			
B1	1	1.00 X 2.95	3.54
B2	1	1.20 X 6.05	7.26
B3	1	0.90 X 3.20	2.88
B4	2	2.00 X 3.30	7.44
PROPOSED BAL. AREA/FLOOR			21.12
EXCESS BAL. AREA/FLOOR			NIL

BUILTUP AREA CALCULATION.
SEE IN THE 1 TO 11TH FLOOR

UNITS	NO. OF UNITS	DIMENSION IN METER	AREA IN SQ. M.
1	2	3.35 X 3.35	22.45
2	1	9.55 X 2.90	27.70
3	3	3.85 X 6.05	69.88
4	4	3.75 X 2.75	41.25
5	4	1.05 X 1.35	5.67
6	4	1.95 X 1.40	10.92
7	2	3.35 X 5.65	37.89
8	1	4.00 X 2.95	11.80
9	1	1.35 X 2.40	3.24
10	3	2.95 X 3.20	9.44
11	1	2.25 X 1.50	3.38
12	3	3.20 X 3.85	12.32
13	1	4.70 X 5.60	26.32
TOTAL			282.23

PROPOSED BUILT UP AREA STATEMENT

TYPE	GR. FLR.	1st FLR	2nd FLR	3rd FLR	4th FLR	5th FLR	6th FLR	7th FLR	8th FLR	9th FLR	10th FLR	11th FLR	TOTAL
GR.+11	80.02	282.23	282.23	282.23	282.23	282.23	282.23	282.23	282.23	282.23	282.23	282.23	3124.60
												TOTAL BUILT UP AREA	3124.60

GROSS BUILT UP AREA STATEMENT

TOTAL BUILTUP AREA	STILT AREA	BALCONY AREA	STAIRCASE AREA	C.B.AREA	TOTAL
3124.60	202.21	303.12	61.15	111.22	4601.34 SQMT

STAIRCASE AREA CALCULATION
SEE PLAN

B/U AREA PER FLOOR				211.67
PERMISSIBLE ST. AREA/FLR				31.75
PROPOSED STAIRCASE				
S1	2	3.75 X 2.45		18.38
S2	1	3.15 X 5.15		16.22
S3	1	0.15 X 1.95		0.29
S4	1	1.50 X 4.45		6.68
S5	2	0.15 X 1.80		0.54
S6	2	0.70 X 0.15		0.21
PROPOSED STAIR. AREA/FLOOR				42.32
EXCESS STAIR. AREA/FLOOR				10.57

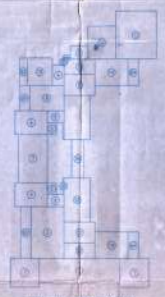

BUILT UP AREA DIAGRAM
6TH FLOOR
(SCALE 1:100)

BALCONY AREA CALCULATION.
SEE IN THE 1 TO 11TH FLOOR.

B/U AREA PER FLOOR			282.23
PERMISSIBLE BAL. AREA			28.22
PROPOSED BALCONIES			
B1	1	1.00 X 2.95	3.54
B2	3	1.20 X 6.05	21.78
B3	1	0.90 X 3.20	2.88
PROPOSED BAL. AREA/FLOOR			28.20
EXCESS BAL. AREA/FLOOR			NIL

STAIRCASE AREA CALCULATION
SEE IN THE 1 TO 11TH FLOOR

B/U AREA PER FLOOR				282.23
PERMISSIBLE ST. AREA/FLR				42.33
PROPOSED STAIRCASE				
S1	2	3.75 X 2.45		18.38
S2	1	3.15 X 5.15		16.22
S3	1	0.15 X 1.95		0.29
S4	1	1.50 X 4.45		6.68
S5	2	0.15 X 1.80		0.54
S6	2	0.70 X 0.15		0.21
PROPOSED STAIR. AREA/FLOOR				42.32
EXCESS STAIR. AREA/FLOOR				NIL

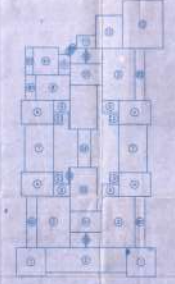

BUILT UP AREA DIAGRAM
SEE TO 7TH & 9 TH TO 11TH FLOOR
(SCALE 1:100)



SECTION-AA
(SCALE 1:100)

PARKING STATEMENT

Car parking area	No. of flat	Parking Space req.	Parking space provided
SHOPPING	—	—	—
BELOW GROUND	33	NIL	[illegible]
ABOVE GROUND	33	33/2 = 5.5+1 FOR 10% VISITOR VEHICLE	2 X 2.5 X 5.5 = 69.75 M² PROPOSED IN STILT
ABOVE	—	NILL	NILL

BUILT UP AREA DIAGRAM
SEMI FLOOR
SCALE 1:100

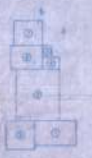

BUILTUP AREA CALCULATION.
GROUND FLOOR

UNITS	NO. OF UNITS	DIMENSION IN METER	AREA IN SQ. M.
1	1	4.85+ X 2.90	14.07
2	3	3.35 X 3.35	11.72
3	1	5.05 X 6.05	30.55
4	1	1.65 X 1.40	2.31
5	1	1.00 X 1.35	1.47
6	1	3.75 X 2.75	10.31
7	1	3.20 X 2.90	9.28
TOTAL			80.01

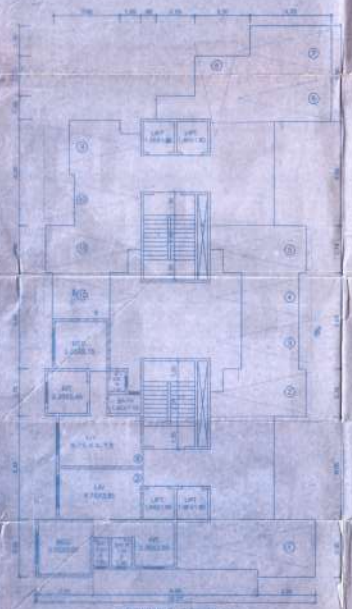

GROUND FLOOR PLAN
GROUND FLOOR PLAN

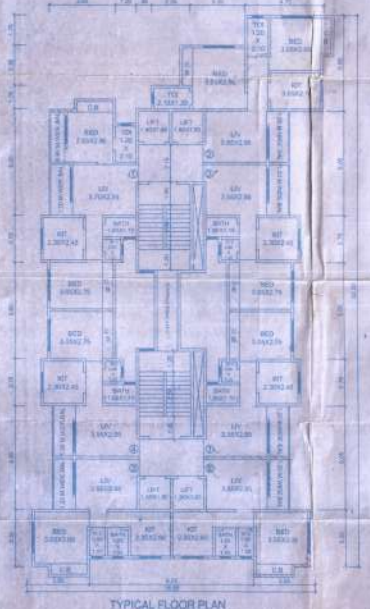

TYPICAL FLOOR PLAN
1ST TO 7TH & 9 TH TO 11TH FLOOR PLAN
(SCALE 1:100)

PLOT AREA CALCULATION
R.G. AREA REQUIRED =351.69

UNITS	DIMENSION IN METER	AREA IN SQ. M.
1	0.5 x 24.09 + 6.84	117.24
2	0.5 x 35.33 x 3.24	57.23
3	0.5 x 35.33 x 8.60	151.22
TOTAL		331.69

R.G. AREA PROVIDED =351.69

PLOT AREA CALCULATION (As per T.C.P.)

UNITS	DIMENSION IN METER	AREA IN SQ. M.
1	0.5 x 23.50 x 7.40	86.95
2	0.5 x 40.30 x 21.50	433.23
3	0.5 x 26.80 x 6.50	85.15
4	0.5 x 16.60 x 7.00	58.10
5	0.5 x 45.50 x 11.00	250.25
6	0.5 x 45.50 x 26.75	608.56
7	0.5 x 37.60 x 4.15	78.02
8	0.5 x 30.75 x 5.40	83.03
9	0.5 x 28.50 x 4.00	57.00
TOTAL		1740.29

PLOT AREA DIAGRAM
(SCALE 1:1000)

LOCATION PLAN
(SCALE-1:4000)

BLOCK PLAN
(SCALE 1:200)

A	AREA STATEMENT	SQ. MT.
1	AREA OF PLOT AS PER 7/12 EXTRACT	1740.00
2	DEDUCTION FOR	
	(a) ROAD SET BACK	—
	(b) PROPOSED ROAD AREA	—
	(c) NET DEDUCTION	—
3	BALANCE AREA OF PLOT	1740.00
4	TENTATIVE GROUND FSI	
5	NET AREA OF PLOT	1740.00
6	DEDUCTION OF PROPOSED SET BACK	—
7	FINAL AREA	1740.00
8	FSI PERMISSIBLE	1.00
9	BUILT UP AREA ALLOWABLE BY TCP/ DCR (Area x FSI)	1740.00
10	PERMISSIBLE FLOOR AREA	1740.00
11	EXISTING FLOOR AREA	—
12	PROPOSED AREA	3124.60
13	EXISTING BALCONY AREA IN %	—
14	TOTAL BUILT-UP AREA PROPOSED	3124.60
B	BALCONY AREA STATEMENT	
	(a) PERMISSIBLE BALCONY AREA PER FLOOR	
	(b) PROPOSED BALCONY AREA PER FLOOR	
	(c) EXCESS BALCONY AREA PER FLOOR	
C	TENEMENT STATEMENT	
	(a) PROPOSED AREA	3124.60
	(b) LESS DEDUCTION FOR NON-RES. AREA	
	(c) NET AREA AVAILABLE FOR TENEMENT	
	(d) TENEMENT NUMBER	
	(e) TENEMENT PERMISSIBLE	—
	(f) TENEMENT PROPOSED	—
	(g) TENEMENT EXISTING	—
D	PARKING STATEMENT	
	(a) PARKING REQUIRED BY RULE	—
	(b) PARKING PROPOSED	69

CERTIFICATE OF AREA

DESCRIPTION OF PROPOSAL

CONTENTS OF SHEET

SCALE	D.N.PATEL AND ASSOCIATES
DRN BY	NORTH
CHKD BY	

ARCHITECT & SUPERVISOR/ENGINEER & R.C.C. DESIGNER
SEE FASHION SHOPPING CENTRE

સોલંકી એ જ. સિવિલ એન્જી.
જ. ૩૧૧૬૧ ૨૦૧૧ ગર્વ. સર્વે ક્રમાંક
સંયુક્તરાજ ગ્રામ પંચાયત સંકુલ
સણંદ (જીલ્લો અમદાવાદ) ગુજરાત

મામલતદાર
વિરમગામ મહેસુલ મહાનગરપાલિકા

આયુક્ત
વિરા-માં ઈ ગ્રા મહાનગરપાલિકા